

Effect of planting time and supplemental irradiation on growth and flowering of *Lachenalia* ‘Romaud’

ANNA KAPCZYŃSKA*

Department of Ornamental Plants, University of Agriculture in Krakow, Kraków, Poland

*Corresponding author: akapczynska@op.pl

Citation: Kapczyńska A. (2019): Effect of planting time and supplemental irradiation on growth and flowering of *Lachenalia* ‘Romaud’. Hort. Sci. (Prague), 46: 72–80.

Abstract: Growth and flowering of lachenalia ‘Romaud’ was studied with reference to its commercial potential as pot plant and the need to obtain flowering plants at a specific time. The experiment was carried out in a heated glasshouse. *Lachenalia* bulbs were planted in November, December, January and February. The plants were exposed to two lighting regimes, natural lighting and natural lighting with supplemental irradiation (HPS lamps). The later the planting date was, the faster the bulbs flowered, and they produced thicker inflorescence stems with greater number of florets. Depending on the bulb planting date and light conditions, the plants flowered from February to May. The leaves obtained from the bulbs planted in November and December were longer than those produced by the bulbs planted in January and February. Compared with control, supplemental irradiation accelerated flowering by 10–13 days and positively affected plant features by promoting the growth of thicker inflorescence stems with more abundant and longer florets. The leaves of irradiated bulbs were shorter (apart from the bulbs planted in February) and were characterised by a higher content of chlorophyll *a*, chlorophyll *a + b* and carotenoids as compared with control. Plants grown under HPS light also had the higher dry weight of bulbs, leaves and stems.

Keywords: Cape Hyacinth; light; forcing; ornamental bulbous pot plant

Lachenalia is a poorly known genus of ornamental and endemic bulbous plant with huge floriculture potential. Its geographic range is limited to only two areas of Africa, i.e. Namibia and South Africa (KLEYNHANS 2002; 2006). Species from this part of the world have always played and may still play a significant role in diversification of horticultural assortment on the international market (JANSEN VAN VUUREN, COETZEE 1993; KLEYNHANS 2013). According to the current classification, lachenalia includes 133 phenotypically and genotypically diversified species belonging to Asparagaceae family. Most lachenalia species grow in rocky areas in full sun, so many of them have succulent leaves capable of storing water during prolonged droughts. The lowest temperature recorded in winter months in habitats where lachenalias grow was –15°C, but

most species are sensitive to cold and may withstand only short periods of temperatures of 0°C (DUNCAN 2012). For several years, new lachenalia hybrids with striking colours and great potential as long-lasting flowering pot and bedding plants have been available internationally under a trade name of ‘Cape Hyacinth’ (KLEYNHANS et al. 2002). An additional, unconventional decorative feature of new cultivars is their upper leaf surface, which in wild species is marked with brown spots and blotches. The successful growth of lachenalia depends on adequate light conditions and almost all lachenalias prefer sunny locations for most of the day. In a natural environment, insufficient light may result in obtaining colourless flowers (DUNCAN 2012) and too long inflorescence stems that may fall over (KLEYNHANS 2002). To avoid excessive elongation

Supported by the Polish Ministry of Science and Higher Education, DS 3500/KRO/2011-2013.

<https://doi.org/10.17221/203/2017-HORTSCI>

of stems or leaves, which usually happens during the months with light deficit (KAPCZYŃSKA 2014), supplemental irradiation should be applied by growers considering the cultivation of lachenalia during winter and early spring. In those seasons greenhouse flowers are highly valued on the international horticultural market (KAMENETSKY 2005). Mimicking natural environmental conditions of greenhouse production with additional artificial light sources helped to modulate growth and morphology of many ornamental plants and became an important subject of scientific investigation in recent years (ISLAM et al. 2012; BALOCH et al. 2014; ŚMIGIELSKA et al. 2014). Development of forced production of new flower bulbs demands extensive research and knowledge of individual cultivars regarding interactions between environmental conditions and crops (KAMENETSKY 2005).

Considering the necessity of supplementary irradiation during months with light deficit for year-round production, this study was conducted to examine the use of high-pressure sodium (HPS) lamps during the photoperiod of the northern hemisphere as a tool to control growth and flowering of lachenalia 'Romaud'.

MATERIAL AND METHODS

The study was conducted in 2012 and 2013 in a glass-glazed Venlo type greenhouse (equipped with Integro 724 process computers; Priva) at the Faculty of Biotechnology and Horticulture, University of Agriculture in Kraków, Poland (lat. 50.08°N, long. 19.95°E). Plants were grown in chambers where day/night temperatures were set at 18/15°C (the temperatures and radiation course during the experiment are presented in Fig. 1). A yellowy-green (Fig. 2a) and scented lachenalia (*Lachenalia* Jacq. ex Murray) 'Romaud', with spotted leaves (Fig. 2b) was investigated. The bulbs of this cultivar, approx. 2.0 cm in diameter and 4.5 g in weight, were purchased from Afriflowers (Cullinan, South Africa). In order to prepare the bulbs they were kept after harvest at 9°C for 25–37 weeks (depending on planting month), followed by 2 weeks at 35°C and 22 weeks at 25°C. Immediately before planting longitudinal section through the middle of the basal plate of randomly selected bulbs was made to investigate whether flowering induction was initiated in the bulbs already at storage stage.

The bulbs were planted at monthly intervals on: November 22, 2012, December 22, 2012, January 22,

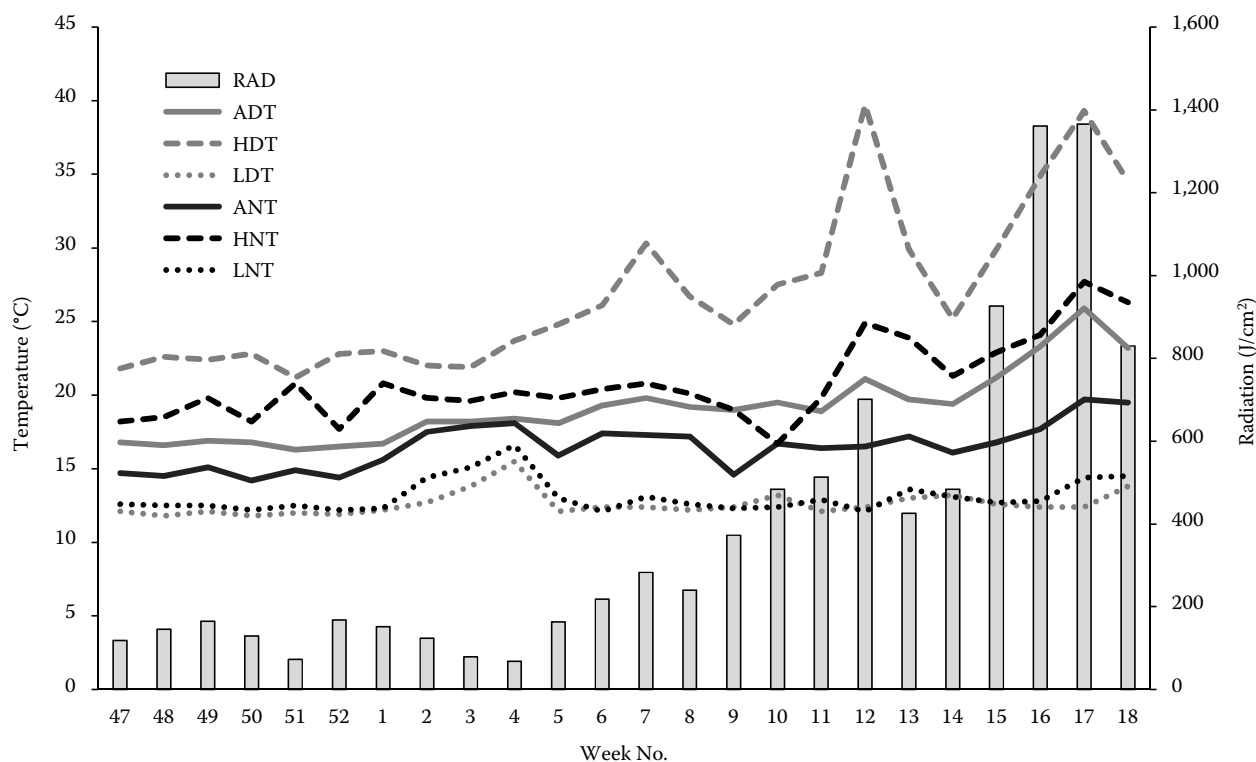


Fig. 1. Weekly average (A), lowest (L), highest (H) day (D) and night (N) temperatures (T) and radiation (RAD) during the experiment (weeks year: from 47th of 2012 to 18th of 2013)




Fig. 2. Plants at flowering stage (a), spots on leaves (b), and the young flower primordium recognized in longitudinal section of a bulb (c)

2013 and February 22, 2013. Each month before planting the plant material was randomly divided into two groups. The first one included plants grown only under natural light (without artificial lighting) that served as controls (CTR). The second group (irradiated, IR) involved the bulbs grown under natural light condition and additionally irradiated with high-pressure sodium (HPS) lamps of 400 W (Philips SON-T Agro, USA). Supplemental irradiation was supplied from 6.00 a.m. to 9.00 a.m. and from 3.00 p.m. to 6.00 p.m. during the entire cultivation period. Spectral quality of HPS lamps is shown in Fig. 3. In each

variant, 40 bulbs were planted in four replications of 10 bulbs each. Prior to planting, the bulbs were soaked in a 0.25% captan (kaptantriadimenol) suspension for 30 min and then planted into 19 cm high plastic pots with a capacity of 3.0 l (five bulbs per pot) to a depth equal to twice the height of the bulb. The pots were filled with a peat substrate (Botanica Professional; Comeco, Poland) of pH 5.5–6.5. Since the first leaves appeared, the plants were fertilised every two weeks with a 30 N–0 P–16.6 K liquid fertilizer with micro-nutrients (Florovit Universal; Inco-Veritas, Warsaw, Poland) at a concentration of 1.0% (250 ml per pot).

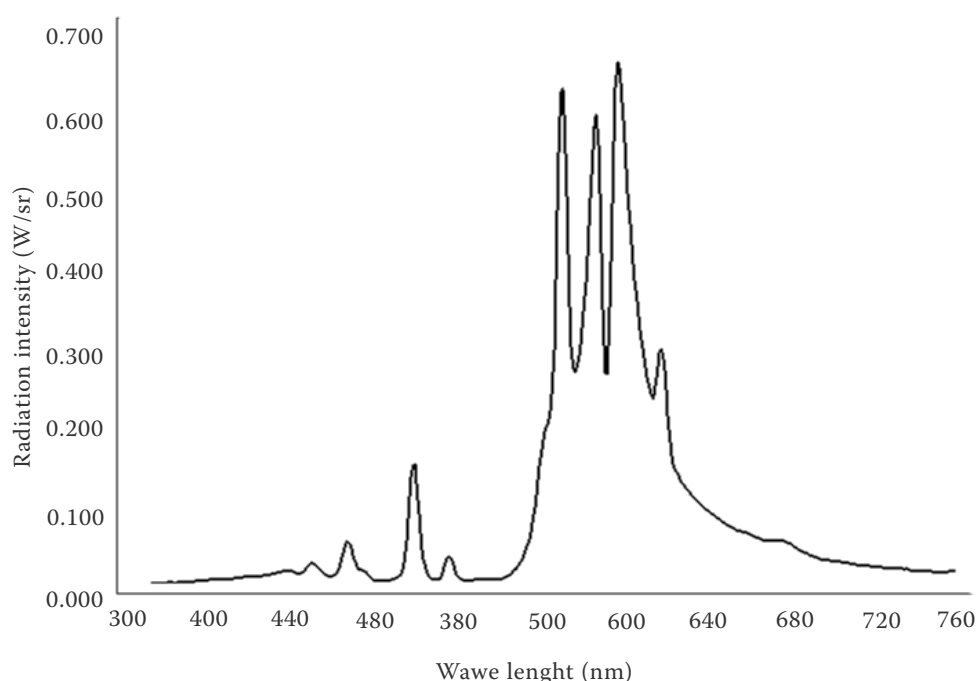


Fig 3. Spectrum distribution characteristic of HPS lamp (by M. Župnik)

<https://doi.org/10.17221/203/2017-HORTSCI>

Plant development was regularly monitored in order to capture the moment when the first floret opened and to estimate the number of days to the beginning of flowering. At this stage, measurements were taken of all plants and included inflorescence stem height (from the substrate to the uppermost part of the inflorescence), inflorescence length, number of florets per inflorescence, diameter of the inflorescence stem, length of a single floret (the first developed one), floral part ratio of the inflorescence (the quotient of inflorescence length to inflorescence stem height), number of leaves produced by a single bulb and the length and width of a leaf (i.e. mean length and width of all leaves produced by a single bulb).

For plants planted in the first month of the experiment (November) cultivated during the period of the greatest light deficiency, the photosynthetic pigments in leaves and dry weight content of bulbs, roots, leaves and stems were determined. For determination of dry weight, plant parts were dried in a steriliser (Sanyo Mov 112S, Japan) at +105°C until constant weight was reached. The leaf chlorophylls content and carotenoids were determined using spectrophotometer (Spekol 1500; Analytik Jena, Germany) and was calculated according to an equation provided by ARNON (1949). Leaf sample of 0.25 g was homogenized by grinding with 0.1 g of CaCO₃ and 10 ml of acetone in a glass mortar. The mixture was filtered through a filter paper into a volumetric flask and the sediment left on the filter paper was washed with acetone until the pigments were thoroughly removed. The extract was filled up to 25 ml with acetone and then diluted with distilled water so that the final concentration of acetone was 80%. Absorbance was read at the following wavelengths: 645 and 663 nm, for chlorophyll *a* (Chl *a*) and chlorophyll *b* (Chl *b*) and 470 nm for carotenoids (Car) against 80% acetone as blank. Three analytical replications for photosynthetic pigments and dry weight were performed for each treatment. Chlorophylls and carotenoids content and the dry weight of bulbs, roots and leaves were determined after two months of cultivation, dry weight of inflorescence stems during flowering stage.

Pots were arranged in randomised complete blocks within each experiment. A statistical analysis was performed using analysis of variance (ANOVA), using Statistica 10.0 data analysis software system (StatSoft, Tulsa, OK, USA). Experimental data were subjected to variance analysis, and Dun-

can's multiple range test was used to separate the means at a significance level of $P \leq 0.05$. Additionally, Pearson correlation coefficient at a probability $P \leq 0.05$ was calculated to determine significant correlations between morphological parameters of the plants.

RESULTS AND DISCUSSION

Irrespective of the investigated factors, all bulbs of lachenalia 'Romaud' produced flowers. This was confirmed by the photographic documentation, made before planting, showing in the longitudinal section the initiation of floral primordia (Fig. 2c), which indicated that inflorescence primordia were formed at the stage of bulb storage. Inflorescences were found in the bulbs prior to their planting but their final quality differed depending on photoperiod prevailing at a particular cultivation time. The later the bulbs were planted, the quicker they started flowering (Fig. 4). Supplemental irradiation accelerated flowering by 10 to 13 days in each variant. These results were in line with the findings of LEE and HWANG (2014) and HAN et al. (1991), who reported that the time of flowering of forced *Freesia hybrid* or *Brodiaea laxa* was shortened by one to three weeks when the plants were exposed to supplemental irradiation as compared with standard light conditions. In the present study, the first to bloom were the bulbs planted in February that needed only 64 days to develop first flowers, while the bulbs planted in November and exposed to natural light conditions needed as long as 85 days (Fig. 4). Bulb planting time was also important in the cultivation of other lachenalia cultivars, e.g. a delay in planting date made the plants of lachenalia 'Ronina', 'Rupert' and 'Namakwa' flower sooner (KAPCZYŃSKA, KIDAWSKA 2016; KAPCZYŃSKA, MALIK 2016). In this study flowering was synchronous, as inflorescences appeared within individual objects within a few days. Depending on planting date and light conditions, flowering occurred between the first decade of February and the second decade of May (Fig. 5). In this experiment, the planting date and light conditions did not affect the number of leaves produced by a single bulb (Table 1), but leaf quality depended on a combination of these parameters. The bulbs planted in November, December and January produced leaves by 2.0 to 3.1 cm shorter than corresponding control bulbs.

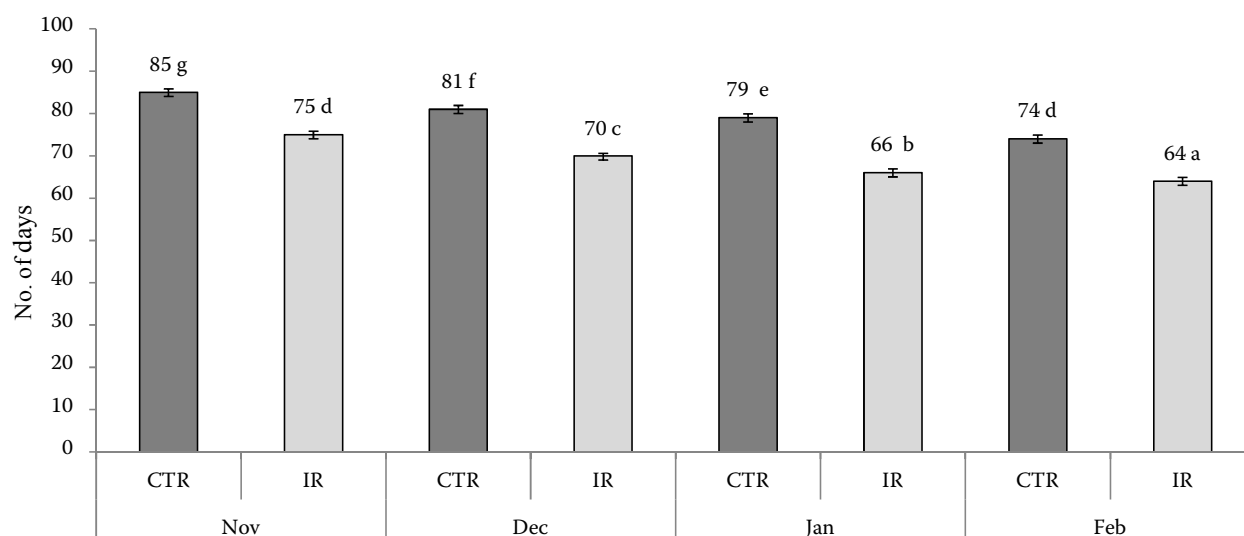


Fig. 4. Effect of planting time and different light conditions (control – CTR, irradiation – IR) on the number of days to the beginning of flowering of lachenalia 'Romaud'

mean values followed by a different letter are significantly different at $P \leq 0.05$ according to Duncan's test

The control bulbs and those planted on the latest dates and additionally illuminated, i.e. bulbs growing under the most favourable natural light conditions produced leaves of the same length. However, it should be pointed out that despite the favourable effect of supplementary lighting, the leaves of plants planted between November and January were still relatively long. Apart from supplementary lightning in this period, potential lachenalia growers should also take into account modification of greenhouse climate (cool morning, DIF) to obtain plants with appropriate habit, as commercially sold potted lachenalia should have a compact ap-

pearance and short leaves (ROH 2005). THOMPSON et al. (2011) also reported that decreasing irradiance resulted in increased leaf length in *Watsonia borbonica* and *W. tubularis* (African geophytes) and plant etiolation. In the present study, supplemental irradiation did not affect leaf blade width but the bulbs planted in February produced leaves by 0.5 to 0.8 cm wider than the bulbs planted between November and January. Every month the illuminated lachenalia plants produced thicker inflorescence stems than the control objects. Similar response was observed in two African geophytes *Gladiolus tristis* (LOPÉZ et al. 2006) and *Sandersonia auran-*

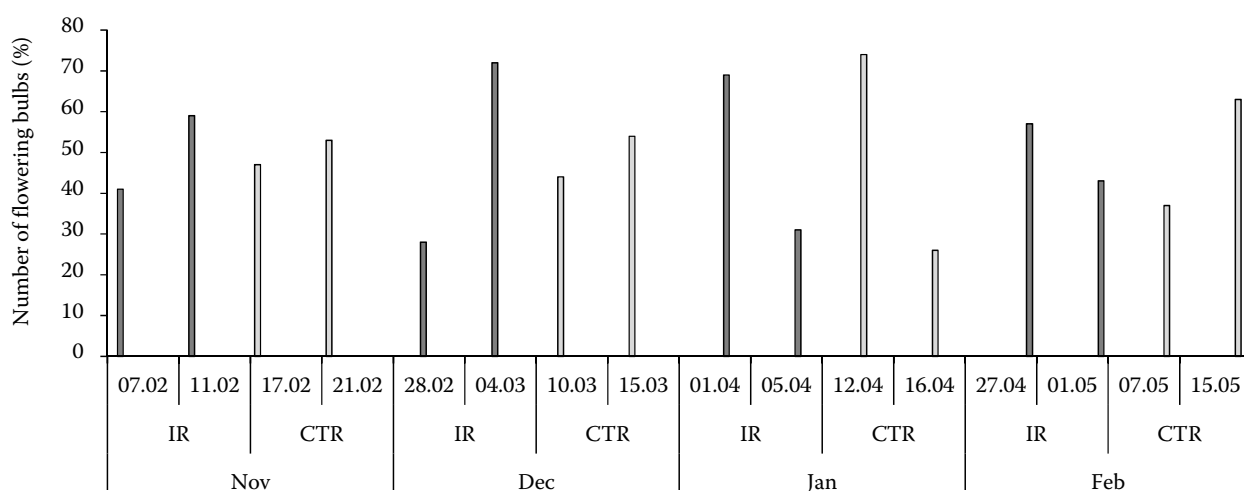


Fig. 5. Time course of flowering in lachenalia 'Romaud' grown under different light conditions (treatment: control – CTR, irradiation – IR)

<https://doi.org/10.17221/203/2017-HORTSCI>

Table 1. Average of leaves No., leaf dimensions and stem diameter in lachenalia 'Romaud' grown under different light conditions (treatment: control – CTR, irradiation – IR)

Date	Treatment	Leaf (No.)	Leaf length (cm)	Leaf width (cm)	Stem diameter (cm)
Nov	CTR	2.5 ± 0.1 ^{a *}	36.4 ± 0.9 ^d	3.4 ± 0.3 ^a	0.8 ± 0.04 ^a
	IR	2.5 ± 0.1 ^a	33.3 ± 1.1 ^c	3.6 ± 0.2 ^{ab}	1.0 ± 0.08 ^c
Dec	CTR	2.3 ± 0.2 ^a	36.2 ± 1.2 ^d	3.5 ± 0.2 ^{ab}	0.9 ± 0.02 ^b
	IR	2.3 ± 0.2 ^a	33.4 ± 2.3 ^c	3.8 ± 0.2 ^b	1.2 ± 0.02 ^d
Jan	CTR	2.3 ± 0.1 ^a	31.3 ± 0.6 ^b	3.7 ± 0.1 ^{ab}	1.1 ± 0.05 ^c
	IR	2.6 ± 0.3 ^a	29.2 ± 0.5 ^a	3.6 ± 0.3 ^{ab}	1.2 ± 0.03 ^d
Feb	CTR	2.3 ± 0.1 ^a	31.2 ± 0.8 ^b	4.2 ± 0.1 ^c	1.2 ± 0.05 ^d
	IR	2.4 ± 0.1 ^a	30.8 ± 0.2 ^b	4.1 ± 0.1 ^c	1.3 ± 0.05 ^e
Main effects**					
Date		ns	< 0.0001	< 0.0001	< 0.0001
Treatment		ns	< 0.0001	ns	< 0.0001
Date × Treatment		ns	ns	ns	0.0119

mean values ± SD in columns followed by different letter(s) are significantly different at $P \leq 0.05$ according to Duncan's test; **significant effects ($P \leq 0.05$); ns –not significant

tiaca (CATLEY et al. 2002) after exposure to supplementary light. The thinnest stems grew from the bulbs planted in November and cultivated under natural light conditions and the thickest from illuminated bulbs planted in February. The difference was 0.5 cm in favour of the latter. Additional illumination significantly reduced the height of inflorescence stem only in the plants obtained from bulbs planted in January and February (Table 2). The most pronounced effects of irradiation on this feature were observed in January when the plants obtained from illuminated bulbs produced stems by 10 cm shorter than the control ones. Moreover, only in January supplemental irradiation resulted in shortening the inflorescence itself. Nevertheless, similarly as for other planting dates, illuminated plants produced more flowers per inflorescence (by 9–17 florets depending on the term), as compared

with plants grown under natural light conditions. In the case of bulbs planted between December and February it resulted in a favourable visual perception of plants assessed by floral part ratio. EHRICH et al. (2009) reported that low light intensities during winter months in Central Europe may lead to not only deterioration of inflorescence quality, but also to total flower abortion in *Sparaxis × tricolor*, *Tritonia deusta* and *T. securigera*, which are, similarly to lachenalia, South Africa geophytes. Illuminated bulbs planted in November and December produced longer flowers than the control plants. A comparison of control plants alone revealed that the later the bulbs were planted, the shorter were the inflorescence stems, but they produced more florets per inflorescence. GUDE and DIJKEMA (1992) claimed that while forcing *Hyacinthus* and *Tulipa* only small amounts of light were required to

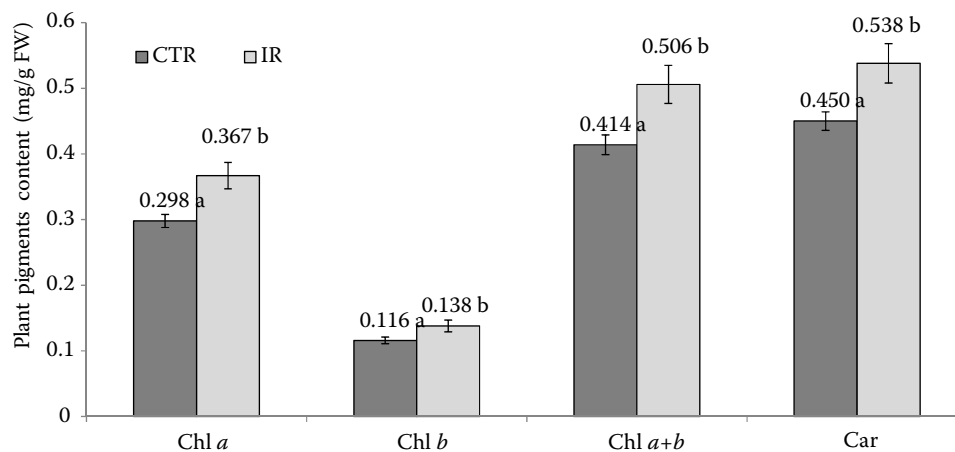


Fig. 6. Plant pigment content in lachenalia leaves grown under different light conditions (treatment: control – CTR, irradiation – IR)

mean values followed by a different letter are significantly different at $P \leq 0.05$ according to Duncan's test

<https://doi.org/10.17221/203/2017-HORTSCI>

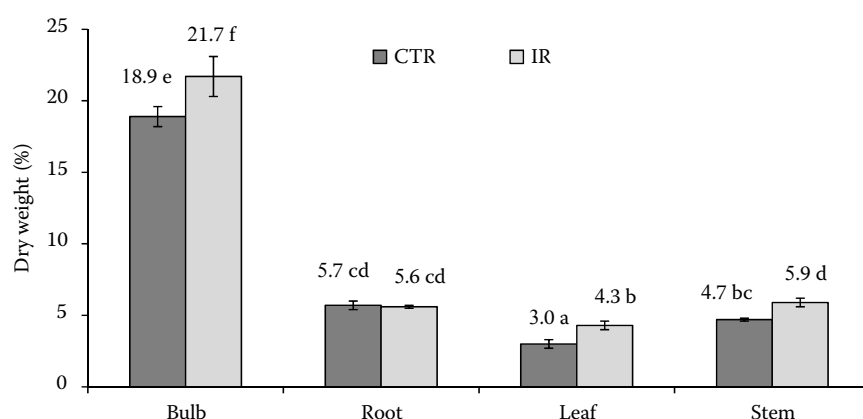


Fig. 7. Dry weight of lachenalia organs grown under different light conditions (treatment: control – CTR, irradiation – IR)

mean values followed by a different letter are significantly different at $P \leq 0.05$ according to Duncan's test

obtain good quality flowers. Contrary to this, our study demonstrated that lachenalia needed large amounts of light in order to achieve satisfactory appearance of the plants. Therefore, the development of appropriate cultivation methods of new commercial crops and novel products is necessary, as the current procedures dedicated to well known species may not be adequate for the new ones. In our study, significant correlations were observed for many analyzed morphological features, and both positive and negative correlations are presented in Table 3.

Many researchers have found that supplementation of light significantly affects the photosynthetic pigments (LETCHAMO et al. 1995; SIRTAUTAS et al. 2014; RANDALL, LOPÉZ 2015) and dry weight content (KIM et al. 2004; BAGDONAVIČIENĖ 2015). Also in present experiment with lachenalia 'Romaud' the investigated HPS light stimulated content of chlo-

rophyll *a*, chlorophyll *a + b* and carotenoids (Fig. 6). An analysis of dry weight content in individual plant organs revealed that bulbs, leaves and stems of plants cultivated under supplemental irradiation were characterized by greater values of this parameter as compared with control plants (Fig. 7). A comparison of individual organs of control plants, showed the greatest dry weight in bulbs, the lowest in leaves.

Presented results proved that management of light in commercial production when the natural photoperiod is short, may have a widely positive impact on many morphological and physiological features that determine the quality of ornamental bulbous lachenalia 'Romaud'. In the future, supplemental irradiation in combination with appropriately selected cultivation temperatures may provide an alternative to the use of chemical plant growth regulators.

Table 2. Inflorescence quality of lachenalia 'Romaud' grown under different light conditions (treatment: control – CTR, irradiation – IR)

Date	Treatment	Inflorescence stem height (cm)	Inflorescence length (cm)	Average of florets (No.)	Floret length (cm)	Floral ratio
Nov	CTR	41.0 ± 2.4 ^{d*}	12.2 ± 0.9 ^{bc}	26.5 ± 8.0 ^a	1.9 ± 0.15 ^a	0.28 ± 0.01 ^a
	IR	39.2 ± 0.9 ^d	11.5 ± 1.2 ^{bc}	38.7 ± 6.2 ^{bc}	2.1 ± 0.04 ^{bc}	0.30 ± 0.02 ^a
Dec	CTR	35.8 ± 1.2 ^c	10.4 ± 1.0 ^{a-c}	23.5 ± 6.9 ^a	2.0 ± 0.03 ^b	0.29 ± 0.01 ^a
	IR	33.4 ± 2.2 ^c	10.9 ± 2.2 ^{bc}	40.1 ± 5.6 ^{bc}	2.2 ± 0.05 ^c	0.34 ± 0.03 ^b
Jan	CTR	33.5 ± 1.0 ^c	12.5 ± 0.4 ^c	35.1 ± 1.3 ^b	2.1 ± 0.02 ^{bc}	0.37 ± 0.02 ^b
	IR	23.1 ± 1.8 ^a	9.4 ± 1.2 ^a	46.6 ± 6.2 ^c	2.1 ± 0.09 ^{bc}	0.43 ± 0.02 ^c
Feb	CTR	25.7 ± 2.2 ^b	9.5 ± 1.2 ^a	47.3 ± 2.9 ^c	2.1 ± 0.01 ^{bc}	0.37 ± 0.02 ^b
	IR	22.2 ± 0.8 ^a	9.4 ± 0.8 ^a	55.9 ± 3.5 ^d	2.2 ± 0.04 ^c	0.42 ± 0.03 ^c
Main effects**						
Date		< 0.0001	0.0060	< 0.0001	0.0090	< 0.0001
Treatment		< 0.0001	ns	< 0.0001	0.0002	< 0.0001
Date × Treatment		< 0.0001	0.0361	ns	0.0232	ns

*mean values ± SD in columns followed by different letter(s) are significantly different at $P \leq 0.05$ according to Duncan's test; **significant effects ($P \leq 0.05$); ns – not significant

<https://doi.org/10.17221/203/2017-HORTSCI>

Table 3. Correlation coefficients between analysed features, irrespectively of genotype and light conditions

	Leaf length	Leaf width	Stem diameter	Infl. stem height	Infl. length	Florets (No.)	Floret length	Floral ratio
Leaf (No.)	NS*	NS	NS	NS	NS	NS	–0.413	NS
Leaf length		–0.425	–0.754	0.782	NS	–0.781	–0.475	–0.856
Leaf width			0.677	–0.657	–0.361	0.732	0.266	0.499
Stem diameter				–0.815	–0.428	0.857	0.647	0.819
Inflorescence stem height					0.666	–0.772	–0.420	–0.841
Inflorescence length						NS	–0.468	NS
Florets (No.)							0.377	0.788
Floret length								0.399

*NS – not significant; infl. – inflorescence

CONCLUSION

Floricultural market is always open to new ornamental plants offering interesting and exotic alternatives to well known and popular flower bulb species. *Lachenalia* ‘Romaud’ with its spotted succulent leaves and yellowish-green, scented flowers has an excellent horticultural potential for commercialisation on the international potted flowers market. The presented results showed that planting time and light intensity during the cultivation process greatly affected the growth and flowering of this cultivar. To obtain the highest plant quality during autumn-winter forcing, it is recommended to apply supplemental irradiation to improve plant appearance and marketing quality.

References

- Arnon D.T. (1949): Copper enzyme in isolated chloroplasts polyphenoloxidase in *Beta vulgaris* L. *Plant Physiology*, 24: 1–15.
- Bagdonavičienė A., Brazaitytė A., Viršilė A., Samuolienė G., Jankauskienė J., Sirtautas R., Sakalauskienė S., Miliauskienė J., Maročkienė N., Duchovskis P. (2015): Cultivation of sweet pepper (*Capsicum annuum* L.) transplants under high pressure sodium lamps supplemented by light-emitting diodes of various wavelengths. *Acta Scientiarum Polonorum Hortorum Cultus*, 14: 3–14.
- Baloch J., Munir M., Farzana, B. (2014): Effects of supplementary irradiance on flowering time of obligate day ornamental annuals under non-inductive environment. *Pakistan Journal of Botany*, 46: 1253–1259.
- Catley J.L., Brooking I.R., Davies L.J., Halligan E.A. (2002): Temperature and light requirements for *Sandersonia aurantiaca* flowering. *Acta Horticulturae* (ISHS), 570: 105–112.
- Duncan, G.D. (2012): The genus *Lachenalia*. Kew Publishing, Royal Botanic Gardens, Kew, UK.
- Ehrich L., Ulrichs C., Gruneberg H. (2009): Factors influencing flowering of different South African Iridaceae. *HortScience*, 44: 1792–1795.
- Gude H., Dijkema M. (1992): The role of light quality in the forcing of tulips and hyacinths and in the propagation of hyacinths bulbs. *Acta Horticulturae* (ISHS), 305: 111–112.
- Han S.S., Halevy A.H., Sachs R.M., Reid M.S. (1991): Flowering and corm yield of *Brodiaea* in response to temperature, photoperiod, corm size and planting depth. *Journal of the American Society for Horticultural Science*, 116: 19–22.
- Islam M.A., Kuwar G., Clarke J.L., Blystad D., Gislerød H.R., Olsen J.E., Torre S. (2012): Artificial light from light emitting diodes (LEDs) with a high portion of blue light results in shorter poinsettias compared to high pressure sodium (HPS) lamps. *Scientia Horticulturae*, 147: 136–143.
- Jansen van Vuuren P.J., Coetzee J. (1993): South African flowering plants with a potential as future floriculture crops. *Acta Horticulturae* (ISHS), 337: 65–72.
- Kamenetsky R. (2005): Production of flower bulbs in regions with warm climates. *Acta Horticulturae* (ISHS), 673: 59–66.
- Kapczyńska A. (2014): Effect of planting term on growth and flowering of two cultivars of *Lachenalia* produced in a greenhouse as potting plants during winter months. *Journal of Horticultural Research*, 22: 29–34.
- Kapczyńska A., Kidawska A. (2016): ‘Namakwa’ *Lachenalia*’s response to flurprimidol and different planting dates. *Folia Horticulturae*, 28: 173–179.
- Kapczyńska A., Malik M. (2016): Planting time and flurprimidol treatment influence the growth and flowering of *Lachenalia*. *HortTechnology*, 26: 293–298.
- Kim S.J., Hahn E.J., Heo J.W., Paek K.Y. (2004): Effects of LEDs on net photosynthetic rate, growth and leaf stomata of chrysanthemum plantlets *in vitro*. *Scientia Horticulturae*, 101: 143–151.
- Kleynhans R. (2002): From Namaqualand viooltjies to posh pot plant. *Veld & Flora*, 88: 111–113.
- Kleynhans R. (2006): *Lachenalia*, spp. In: Anderson N.O. (ed.): *Flower Breeding and Genetics: Issues, Challenges and*

<https://doi.org/10.17221/203/2017-HORTSCI>

- Opportunities for the 21st Century. Dordrecht, Springer: 491–516.
- Kleynhans R. (2013): The development of lachenalia cultivars. [Ph.D. Thesis.] Bloemfontein, the University of the Free State, South.
- Kleynhans R., Niederwieser J.G., Hancke F.L. (2002): *Lachenalia*: development and commercialization of a new flower bulb crop. Acta Horticulturae (ISHS), 570: 81–85.
- Lee J.J., Hwang J.H. (2014): Effect of day-length extension treatment using LED on growth and flowering of *Freesia hybrid* 'Yvonne'. Korean Journal of Horticultural Science & Technology, 32: 794–802.
- Letchamo W., Xu H.L., Gosselin A. (1995): Photosynthetic potential of *Thymus vulgaris* selections under two light regimes and three soil water levels. Scientia Horticulturae, 62: 89–101.
- Lopéz J., Gonzalez A., Fernandez J.A., Franco J.A., Banon S. (2006): Effect of day length and corm storage on flowering *Gladiolus tristis* sbsp. *concolor*. Acta Horticulturae (ISHS), 711: 241–246.
- Randal W.C., Lopéz R.G. (2015): Comparison of bedding plant seedlings growth under sole-source light-emitting diodes (LEDs) and greenhouse supplemental lighting from LEDs and high-pressure sodium lamps. HortScience, 50: 705–713.
- Roh M.S. (2005): Flowering and inflorescence development of *Lachenalia aloides* 'Pearsonii' as influenced by bulb storage and forcing temperature. Scientia Horticulturae, 104: 305–323.
- Sirtautas R., Virsile A., Samuoliene G., Brazaityte A., Miliauskiene J., Sakalauskiene S., Duchovskis P. (2014): Growing of leaf lettuce (*Lactuca sativa* L.) under high-pressure sodium lamps with supplemental blue, cyan and green LEDs. Zemdirbyste-Agriculture, 101: 75–78.
- Śmigielska, M., Jerzy, M., Krzywińska, A. (2014): The growth and flowering of *Hyacinthus orientalis* L. forced in pots under fluorescent light of different colours. Acta Agrobotanica, 67: 75–82.
- Thompson D.I., Mtshali N.P., Ascough G.D., Erwin J.E. (2011): Flowering control in *Watsonia*: effects of corm size, temperature, photoperiod and irradiance. Scientia Horticulturae, 129: 493–502.

Received for publication November 11, 2017

Accepted after corrections July 7, 2018